


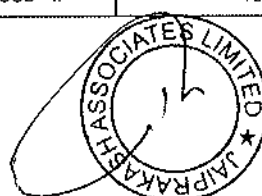
Annexure VI

JAIPRAKASH ASSOCIATES LIMITED


EVOLUTION OF EQUITY SHARE CAPITAL

Date of Issue	No. of Shares issued	Face Value (Rs.)	Issue Price (Rs.)	Type of Issue (IPO/FPO/Preferential Issue/ Scheme/ Bonus/ Rights, etc.)	Cumulative Capital (No. of Shares)	Cumulative Paid-up Capital (Rs.)
15.11.1995	700	10.00	10.00	Issued to subscribers of Memorandum of Association	700	7,000
27.02.1997	29,167	10.00	10.00	Issued for consideration other than cash	29,867	298,670
31.03.1997	40,470,133	10.00	10.00	Issued for consideration other than cash	40,500,000	405,000,000
25.04.1998	94,500,000	10.00	10.00	Further issue in cash	135,000,000	1,350,000,000
28.09.2000	265,000,000	10.00	10.00	Further issue in cash	400,000,000	4,000,000,000
31.03.2001	18,000,000	10.00	N.A. (as per scheme)	NOTE-1	418,000,000	4,180,000,000
<i>sub-total</i>		418,000,000		<i>(15.11.95 to 31.03.01)</i>		

29.01.2003	176,216,981	10.00	10.00	NOTE-2	176,216,981	1,762,169,810
17.08.2005	92,643	10.00	236.31	Conversion of FCCB - I.	176,309,624	1,763,096,240
03.09.2005	926,431	10.00	236.31	Conversion of FCCB - I.	177,236,055	1,772,360,550
06.09.2005	1,352,588	10.00	236.31	Conversion of FCCB - I.	178,588,643	1,785,886,430
04.10.2005	1,019,073	10.00	236.31	Conversion of FCCB - I.	179,607,716	1,796,077,160
10.10.2005	324,250	10.00	236.31	Conversion of FCCB - I.	179,931,966	1,799,319,660
15.10.2005	92,643	10.00	236.31	Conversion of FCCB - I.	180,024,609	1,800,246,090
01.12.2005	852,315	10.00	236.31	Conversion of FCCB - I.	180,876,924	1,808,769,240
10.12.2005	531,771	10.00	236.31	Conversion of FCCB - I.	181,408,695	1,814,086,950
16.12.2005	170,462	10.00	236.31	Conversion of FCCB - I.	181,579,157	1,815,791,570
23.12.2005	509,536	10.00	236.31	Conversion of FCCB - I.	182,088,693	1,820,886,930
31.12.2005	555,858	10.00	236.31	Conversion of FCCB - I.	182,644,551	1,826,445,510
20.01.2006	632,751	10.00	236.31	Conversion of FCCB - I.	183,277,302	1,832,773,020
28.01.2006	370,572	10.00	236.31	Conversion of FCCB - I.	183,647,874	1,836,478,740
03.02.2006	1,949,210	10.00	236.31	Conversion of FCCB - I.	185,597,084	1,855,970,840
11.02.2006	475,258	10.00	236.31	Conversion of FCCB - I.	186,072,342	1,860,723,420
18.02.2006	327,029	10.00	236.31	Conversion of FCCB - I.	186,399,371	1,863,993,710
27.02.2006	741,144	10.00	236.31	Conversion of FCCB - I.	187,140,515	1,871,405,150
03.03.2006	2,109,482	10.00	236.31	Conversion of FCCB - I.	189,249,997	1,892,499,970
31.03.2006	931,987	10.00	236.31	Conversion of FCCB - I.	190,181,984	1,901,819,840
21.04.2006	576,239	10.00	236.31	Conversion of FCCB - I.	190,758,223	1,907,582,230
15.05.2006	755,967	10.00	236.31	Conversion of FCCB - I.	191,514,190	1,915,141,900
27.05.2006	185,286	10.00	236.31	Conversion of FCCB - I.	191,699,476	1,916,994,760
22.08.2006	74,114	10.00	236.31	Conversion of FCCB - I.	191,773,590	1,917,735,900



Date of Issue	No. of Shares issued	Face Value (Rs.)	Issue Price (Rs.)	Type of Issue (IPO/FPO/Preferential Issue/ Scheme/ Bonus/ Rights, etc.)	Cumulative Capital (No. of Shares)	Cumulative Paid-up Capital (Rs.)
25.08.2006	24,875,765	10.00	N.A. (as per scheme)	NOTE-3	216,649,355	2,166,493,550
19.09.2006	18,528	10.00	236.31	Conversion of FCCB - I.	216,667,883	2,166,678,830
02.11.2006	741,145	10.00	236.31	Conversion of FCCB - I.	217,409,028	2,174,090,280
01.12.2006	500,272	10.00	236.31	Conversion of FCCB - I.	217,909,300	2,179,093,000
04.01.2007	681,853	10.00	236.31	Conversion of FCCB - I.	218,591,153	2,185,911,530
11.01.2007	92,643	10.00	236.31	Conversion of FCCB - I.	218,683,796	2,186,837,960
05.02.2007	555,858	10.00	236.31	Conversion of FCCB - I.	219,239,654	2,192,396,540
27.07.2007	335,729	10.00	558.773	Conversion of FCCB - II.	219,575,383	2,195,753,830
14.09.2007	9,592	10.00	558.773	Conversion of FCCB - II.	219,584,975	2,195,849,750
01.10.2007	290,453	10.00	558.773	Conversion of FCCB - II.	219,875,428	2,198,754,280
05.10.2007	773,614	10.00	558.773	Conversion of FCCB - II.	220,649,042	2,206,490,420
09.10.2007	191,845	10.00	558.773	Conversion of FCCB - II.	220,840,887	2,208,408,870
16.10.2007	850,449	10.00	558.773	Conversion of FCCB - II.	221,691,336	2,216,913,360
19.10.2007	924,594	10.00	558.773	Conversion of FCCB - II.	222,615,930	2,226,159,300
26.10.2007	2,915,089	10.00	558.773	Conversion of FCCB - II.	225,531,019	2,255,310,190
30.10.2007	2,931,491	10.00	558.773	Conversion of FCCB - II.	228,462,510	2,284,625,100
02.11.2007	459,757	10.00	558.773	Conversion of FCCB - II.	228,922,267	2,289,222,670
22.11.2007	329,301	10.00	558.773	Conversion of FCCB - II.	229,251,568	2,292,515,680
27.11.2007	1,192,797	10.00	558.773	Conversion of FCCB - II.	230,444,365	2,304,443,650
01.12.2007	598,267	10.00	558.773	Conversion of FCCB - II.	231,042,632	2,310,426,320
07.12.2007	452,082	10.00	558.773	Conversion of FCCB - II.	231,494,714	2,314,947,140
15.12.2007	388,485	10.00	558.773	Conversion of FCCB - II.	231,883,199	2,318,831,990
sub-total	231,883,199				(29.01.03 to 15.12.07)	
26.12.2007	1,159,415,995	2.00	2.00	Due to Split of share from Rs.10 to Rs.2 (record date 26.12.07)	1,159,415,995	2,318,831,990
27.12.2007	815,342	2.00	111.7546	Conversion of FCCB - II.	1,160,231,337	2,320,462,674
07.01.2008	863,304	2.00	111.7546	Conversion of FCCB - II.	1,161,094,641	2,322,189,282
12.01.2008	732,876	2.00	247.7560	Conversion of FCCB - III.	1,161,827,517	2,323,655,034
12.01.2008	119,903	2.00	111.7546	Conversion of FCCB - II.	1,161,947,420	2,323,894,840
02.02.2008	2,517,488	2.00	111.7546	Conversion of FCCB - II.	1,164,464,908	2,328,929,816
09.02.2008	2,597,106	2.00	111.7546	Conversion of FCCB - II.	1,167,062,014	2,334,124,028
18.02.2008	3,501,177	2.00	111.7546	Conversion of FCCB - II.	1,170,563,191	2,341,126,382
17.03.2008	959,226	2.00	111.7546	Conversion of FCCB - II.	1,171,522,417	2,343,044,834
18.04.2008	983,207	2.00	111.7546	Conversion of FCCB - II.	1,172,505,624	2,345,011,248
22.05.2008	1,199,033	2.00	111.7546	Conversion of FCCB - II.	1,173,704,657	2,347,409,314
23.06.2008	47,961	2.00	111.7546	Conversion of FCCB - II.	1,173,752,618	2,347,505,236
10.10.2008	10,000,000	2.00	397.00	NOTE-4	1,183,752,618	2,367,505,236
06.12.2008	47,961	2.00	111.7546	Conversion of FCCB - II.	1,183,800,579	2,367,601,158
14.06.2009	218,010,985	2.00	N.A. (as per scheme)	NOTE-5	1,401,811,564	2,803,623,128
03.08.2009	239,806	2.00	111.7546	Conversion of FCCB - II.	1,402,051,370	2,804,102,740
14.10.2009	9,264	2.00	47.2620	Conversion of FCCB - I.	1,402,060,634	2,804,121,268
14.12.2009	12,500,000	2.00	60.00	Pursuant to ESPS	1,414,560,634	2,829,121,268



Date of Issue	No. of Shares issued	Face Value (Rs.)	Issue Price (Rs.)	Type of Issue (IPO/FPO/Preferential Issue/ Scheme/ Bonus/ Rights, etc.)	Cumulative Capital [No. of Shares	Cumulative Paid-up Capital (Rs.)
19.12.2009	707,280,317	2.00	Nil	Bonus Issue (1 share for 2 held)	2,121,840,951	4,243,681,902
28.01.2010	2,779,294	2.00	31.5080	Conversion of FCCB - I.	2,124,620,245	4,249,240,490
29.03.2010	14,388	2.00	74.5031	Conversion of FCCB - II.	2,124,634,633	4,249,269,266
05.08.2010	1,798,549	2.00	74.5031	Conversion of FCCB - II.	2,126,433,182	4,252,866,364
26.10.2012	5,818,410	2.00	77.50	Conversion of FCCB - IV.	2,132,251,592	4,264,503,184
09.11.2012	718,322	2.00	77.50	Conversion of FCCB - IV.	2,132,969,914	4,265,939,828
23.11.2012	359,161	2.00	77.50	Conversion of FCCB - IV.	2,133,329,075	4,266,658,150
30.11.2012	5,746,580	2.00	77.50	Conversion of FCCB - IV.	2,139,075,655	4,278,151,310
07.12.2012	7,183,224	2.00	77.50	Conversion of FCCB - IV.	2,146,258,879	4,292,517,758
14.12.2012	8,619,870	2.00	77.50	Conversion of FCCB - IV.	2,154,878,749	4,309,757,498
06.02.2013	64,204,810	2.00	83.00	QIP Issue (I)	2,219,083,559	4,438,167,118
10.07.2014	213,373,416	2.00	70.27	QIP Issue (II)	2,432,456,975	4,864,913,950

sub-total

2,432,456,975

(26.12.07 to 10.07.14)

NOTE-1 = (31.03.2001) Further issue pursuant to Scheme of Amalgamation between JRCL (now JCL/JAL) & Jaiprakash Industries Ltd. (cement division of JIL vested into JRCL & JRCL allotted shares to JIL)


NOTE-2 = (29.01.2003) Jaiprakash Industries Ltd. (JIL) was amalgamated into its wholly owned subsidiary Jaypee Cement Ltd. (JCL) which was renamed as Jaiprakash Associates Ltd. (JAL). Pursuant to the Scheme of Amalgamation, the entire share capital of JCL, being held by JIL, was cancelled and shareholders of JIL were allotted shares in JCL (now JAL) in the ratio of 1:1.

NOTE-3 = (25.08.2006) Shares issued on amalgamation of erstwhile Jaypee Greens Ltd. with JAL on 25.08.06 (1 Share in JAL for 2 held in JGL)

NOTE-4 = (10.10.2008) Conversion of 1crore Share Warrants into shares to Jaypee Ventures Pvt. Ltd. on 10.10.08 upon preferential allotment (@ Rs 397 per Equity Share of Rs. 2/- each)

NOTE-5 = (14.06.2009) Further issue pursuant to Scheme of Amalgamation of Jaypee Hotels Ltd., Jaypee Cement Ltd., Jaiprakash Enterprises Ltd. and Gujarat Anjan Cement Ltd. with Jaiprakash Associates Ltd. (1 Share in JAL for 1 held in JHL, 10 held in JCL, 11 held in GACL; & 3 shares in JAL for 1 held in JEL)

CERTIFIED TRUE COPY
For JAIPRAKASH ASSOCIATES LIMITED


(MOHINDER PAUL KHARBANDA)
Sr. General Manager (Secll.) & Company Secretary