

ANNEXURE 9

The financial details and capital evolution of the transferee/resulting and transferor/demerged companies for the previous 3 years as per the audited statement of Accounts:


Name of the Company: UltraTech Cement Limited (Transferee Company)

(Rs. in Crores)


	As per last Audited Financial Year	1 year prior to the last Audited Financial Year	2 year prior to the last Audited Financial Year
Equity Paid up Capital	274.18	274.07	274.04
Reserves and surplus	14960.64	12585.75	10666.04
Carry forward losses	-	-	-
Net Worth	15234.82	12859.82	10666.04
Miscellaneous Expenditure	-	-	-
Secured Loans (incl. Current Maturities of long term debts)	2655.98	2160.34	2789.76
Unsecured Loans (incl. Current Maturities of long term debts)	2752.56	1992.53	1354.86
Fixed Assets	16627.73	13530.81	12082.08
Income from Operations	20017.94	18158.28	13312.58
Total Income	20479.94	18681.72	13468.03
Total Expenditure	16654.54	15288.85	11679.73
Profit before Tax	3825.40	3392.87	1788.30
Profit after Tax	2655.43	2446.19	1404.23
Cash profit	3768.95	3356.47	2166.72
EPS	96.87	89.26	62.74
Book value (per share)	556	469	389

Details of Capital evolution of the Transferee Company:

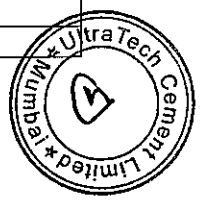
Date of Issue	No. of shares issued	Issue Price (Rs.)	Type of Issue	Cumulative capital (No of shares)	Whether listed, if not listed, give reasons thereof
24.08.2000	7	10	Issued shares to the subscribers.	7	Yes
30.12.2000	2,99,99,993	10	Further allotment to the subscribers	3,00,00,000	Yes
14.05.2004	(51,22,816)	10	Extinguished in terms of the Scheme of Arrangement between Larsen & Toubro Limited (L&T), the Company and their respective shareholders & creditors	2,48,77,184	Yes




			("Scheme of Arrangement")		
31.05.2004	9,95,21,437	10	Allotted to the shareholders of L&T pursuant to the Scheme of Arrangement	12,43,98,621	Yes
14.06.2006	87,258	10	Allotted to the shareholders of Narmada Cement Company Limited (NCCL) pursuant to the Scheme of Amalgamation of NCCL with the Company.	12,44,85,879	Yes
08.03.2010	1,200	606	Allotted to employee of the Company under Employee Stock Option Scheme - 2006	12,44,87,079	Yes
25.08.2010	14,95,33,469	10	Allotment pursuant to the Scheme of Amalgamation of Samruddhi Cement Limited with the Company	27,40,20,548	Yes
07.09.2010	920	606	Allotted to employee of the Company under Employee Stock Option Scheme - 2006	27,40,21,468	Yes
05.10.2010	2,116	606 794 709	Allotted to employee of the Company under Employee Stock Option Scheme - 2006	27,40,23,584	Yes
10.11.10	4,963	606 794 709	Allotted to employee of the Company under Employee Stock Option Scheme - 2006	27,40,28,547	Yes
03.12.10	4,501	606 794 709	Allotted to employee of the Company under Employee Stock Option Scheme - 2006	27,40,33,048	Yes
06.01.2011	1,630	606 794 709	Allotted to employee of the Company under Employee Stock Option Scheme - 2006	27,40,34,678	Yes
07.02.2011	1,017	606 709	Allotted to employee of the Company under Employee Stock	27,40,35,695	Yes



			Option Scheme - 2006		
03.03.2011	1,110	794 709	Allotted to employee of the Company under Employee Stock Option Scheme - 2006	27,40,36,805	Yes
31.03.2011	4,860	794 606	Allotted to employee of the Company under Employee Stock Option Scheme - 2006	27,40,41,665	Yes
05.05.2011	4,210	709 606	Allotted to employee of the Company under Employee Stock Option Scheme - 2006	27,40,45,875	Yes
06.06.2011	1,559	709 606	Allotted to employee of the Company under Employee Stock Option Scheme - 2006	27,40,47,434	Yes
07.07.2011	2,234	709 606	Allotted to employee of the Company under Employee Stock Option Scheme - 2006	27,40,49,668	Yes
02.08.2011	810	709	Allotted to employee of the Company under Employee Stock Option Scheme - 2006	27,40,50,478	Yes
06.09.2011	2,711	794 709 606	Allotted to employee of the Company under Employee Stock Option Scheme - 2006	27,40,53,189	Yes
10.10.2011	1,380	606	Allotted to employee of the Company under Employee Stock Option Scheme - 2006	27,40,54,569	Yes
10.11.2011	3,431	606 709	Allotted to employee of the Company under Employee Stock Option Scheme - 2006	27,40,58,000	Yes
07.12.2011	1,992	606 709	Allotted to employee of the Company under Employee Stock Option Scheme - 2006	27,40,59,992	Yes
04.01.2012	990	794	Allotted to	27,40,60,982	Yes



			employee of the Company under Employee Stock Option Scheme - 2006		
05.03.2012	3,672	794 709 606	Allotted to employee of the Company under Employee Stock Option Scheme - 2006	27,40,64,654	Yes
29.03.2012	647	709	Allotted to employee of the Company under Employee Stock Option Scheme - 2006	27,40,65,301	Yes
04.05.2012	5,440	606	Allotted to employee of the Company under Employee Stock Option Scheme - 2006	27,40,70,741	Yes
01.06.2012	13,396	606 709	Allotted to employee of the Company under Employee Stock Option Scheme - 2006	27,40,84,137	Yes
03.07.2012	720	794	Allotted to employee of the Company under Employee Stock Option Scheme - 2006	27,40,84,857	Yes
03.08.2012	4,713	606 709	Allotted to employee of the Company under Employee Stock Option Scheme - 2006	27,40,89,570	Yes
03.09.2012	5,665	606 709 794 1,061	Allotted to employee of the Company under Employee Stock Option Scheme - 2006	27,40,95,235	Yes
03.10.2012	5,103	709	Allotted to employee of the Company under Employee Stock Option Scheme - 2006	27,41,00,338	Yes
02.11.2012	56,172	606 709 794	Allotted to employee of the Company under Employee Stock Option Scheme - 2006	27,41,56,510	Yes
06.12.2012	6,853	606 709	Allotted to employee of the Company under Employee Stock	27,41,63,363	Yes



			Option Scheme - 2006		
24.12.2012	15	10	Allotment of shares kept in abeyance	27,41,63,378	Yes
04.01.2013	2,325	709	Allotted to employee of the Company under Employee Stock Option Scheme - 2006	27,41,65,703	Yes
04.02.2013	4,055	709 794	Allotted to employee of the Company under Employee Stock Option Scheme - 2006	27,41,69,758	Yes
05.03.2013	6,439	709 794	Allotted to employee of the Company under Employee Stock Option Scheme - 2006	27,41,76,197	Yes
25.03.2013	3,720	709	Allotted to employee of the Company under Employee Stock Option Scheme - 2006	274,179,917	Yes
03.05.2013	2,056	606 709	Allotted to employee of the Company under Employee Stock Option Scheme - 2006	274,181,973	Yes
03.06.2013	538	709	Allotted to employee of the Company under Employee Stock Option Scheme - 2006	274,182,511	Yes
03.07.2013	8,982	606 655 709 974	Allotted to employee of the Company under Employee Stock Option Scheme - 2006	27,41,91,493	Yes
02.08.2013	5,048	606 709	Allotted to employee of the Company under Employee Stock Option Scheme - 2006	27,41,96,541	Yes
02.09.2013	13,958	606 655 709 1061	Allotted to employee of the Company under Employee Stock Option Scheme - 2006	27,42,10,499	Yes



The financial details and capital evolution of the Transferor/ Demerged Company for the previous 3 years as per the audited statement of Accounts:

Name of the Company : JAYPEE CEMENT CORPORATION LIMITED (The Transferor Company)

Rs. In Crores

	2012-13(9 months ended 31st March, 2013)	2011-12 (15 months ended 30th June, 2012)	2010-11(12 months ended 31st March, 2011)
Equity Paid Up Capital	627.50	600.50	13.00
Reserves and Surplus inclusive of carry forward losses/gains	(438.53)	(23.57)	(34.52)
Carry forward losses	(1,053.03)	(611.07)	(34.52)
Net Worth	188.97	576.93	(21.52)
Secured Loans	3539.59	3574.30	-
Unsecured Loans	20.15	372.59	70.01
Fixed Assets	7887.62	7858.22	36.97
Income from Operations	1560.60	1693.68	0.47
Total Income	1561.60	1699.93	0.47
Total Expenditure	2186.02	2353.04	24.60
Profit before Tax	(623.28)	(659.36)	(24.13)
Profit after Tax	(441.96)	(576.55)	(23.33)
EPS	(7.00)	(47.00)	(17.95)
Book value per share of Rs.10 each	3.01	9.61	(16.55)



Jaypee Cement Corporation Limited

Evolution of Equity Share Capital

S.No.	Year	No. of Shares Issued	Issue Price (Rs.)	Type of Issue	Cumulative Capital (No. of Shares)	Whether listed, if not listed, give reasons thereof
(1)	(2)	(4)	(5)	(6)	(7)	(8)
1	1996-1997	70	Rs. 10 Per Share	Equity Shares issued against Cash	70	Not listed
2	1997-1998	-			70	Not listed
3	1998-1999	-			70	Not listed
4	1999-2000	-			70	Not listed
5	2000-2001	13,182	Rs. 10 Per Share	Equity Shares issued against Cash	13,252	Not listed
6	2001-2002	-			13,252	Not listed
7	2002-2003	-			13,252	Not listed
8	2003-2004	-			13,252	Not listed
9	2004-2005	-			13,252	Not listed
10	2005-2006	-			13,252	Not listed
11	2006-2007	9,986,748	Rs. 10 Per Share	Equity Shares issued against Cash	10,000,000	Not listed
12	2007-2008	-			10,000,000	Not listed
13	2008-2009	3,000,000	Rs. 10 Per Share	Equity Shares issued against Cash	13,000,000	Not listed
14	2009-2010	-			13,000,000	Not listed
15	2010-2011	-			13,000,000	Not listed
16	2011-2012	87,500,000	Issued at premium of Rs. 10 per share	Equity Shares issued against Cash	100,500,000	Not listed
	(30.06.2012)	500,000,000	Issued at premium of Rs. 10 per share	Equity Shares issued against consideration other than cash	600,500,000	Not listed
17	2012-2013	27,000,000	Issued at premium of Rs. 10 per share	Equity Shares issued against cash	627,500,000	Not listed

Evolution of Preference Share Capital

1	2012-13	100,000,000	Rs. 100 Per Share	Preference Shares issued against consideration other than cash	100,000,000	Not listed
---	---------	-------------	-------------------	--	-------------	------------

