


Keep the following points related to the RCC footing in mind:

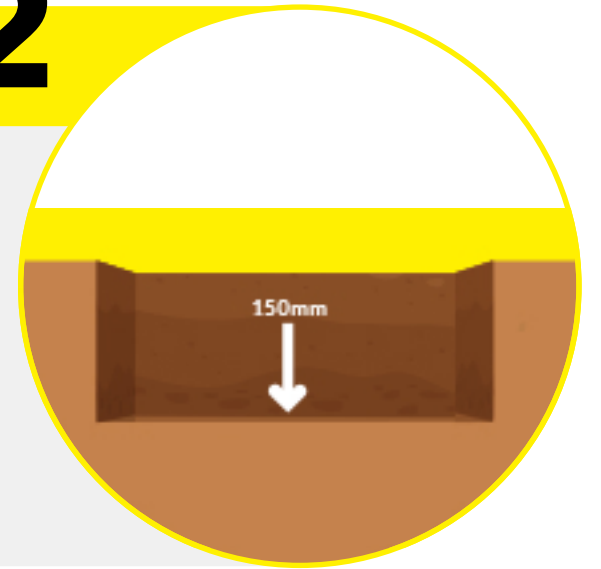
01




According to the need of the structure, the footing should be made in the shape of trapezoidal, block or step.

02

Before constructing the footing, ram the ditch of the footing properly, then lay a concrete of 150 mm thickness on it. This will give uniform level to the footing.



03



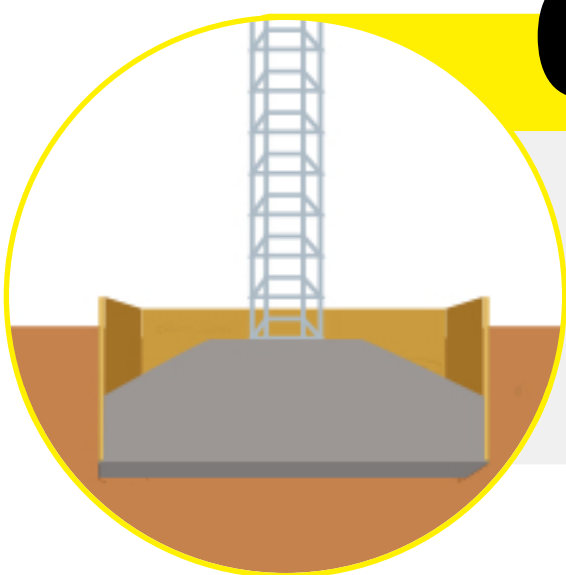
After that, fix the reinforcement cage at its place with correct alignment.

04

After laying the layer of cement slurry in the bed, lay concrete on it and compact it properly.



05



Lay the concrete as per the size of the foundation and shuttering should be used according to the need.

06

Take note that, size of the foundation should be according to your structural drawing.



07



Do not forget to do curing after the footing gets set.



For more information on home-building, click [here](#).